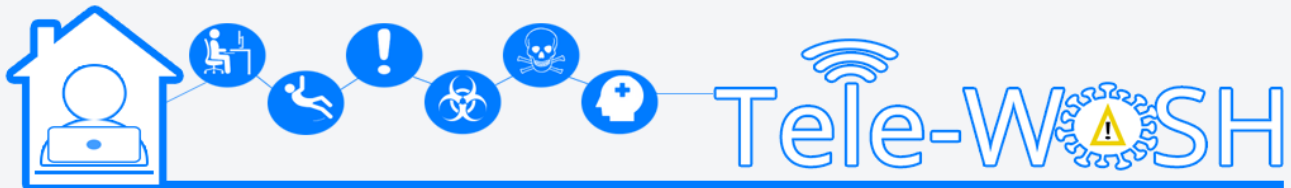


Teleworking and OSH during COVID-19



1. RISK ASSESSMENT

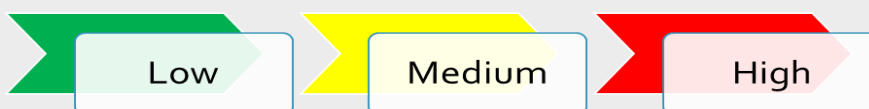

According to the Framework Directive 89/391/EEC, employers should conduct an “assessment of the risks to safety and health at work, including those facing groups of workers exposed to particular risks”. In order to perform a risk assessment, there are 5 main steps that needs to be followed:



The evaluation of risk can be performed in several qualitative and quantitative ways. For the purpose of Tele-WOSH project, qualitative method has been chosen in order to be easier for the teleworker to evaluate each of the existing hazard. Risk rating is done by considering three options: Low, Medium or High, as it can be seen on the figure below. The rating depends upon the likelihood of an event to occur and the severity of the injuries that might arise, if the event does occur.

CATEGORIES OF HAZARDS

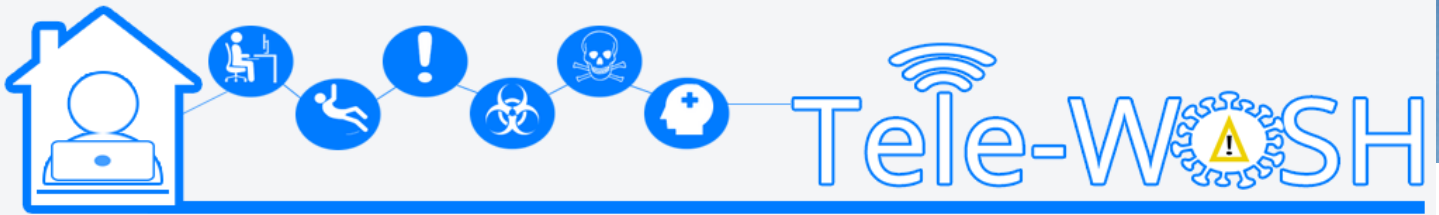
- Ergonomics
- Physical
- Safety
- Biological
- Chemical
- Psychosocial



LOW RISK: Existing measures should be maintained and control measures should be reviewed

MEDIUM RISK: Existing measures should be reviewed and additional control measures might be necessary

HIGH RISK: Operations should be postponed and the hazard should be re-examined



2. TELE-WOSH MOBILE APP & TELE-WOSH GUIDE

Tele-WOSH
outputs

The aim of the Mobile Application and the Guide is to support teleworkers and provide help in setting up a safe and healthy workplace, by considering the main occupational hazards and applying preventive measures to minimise occupational accidents and diseases.

Tele-WOSH mobile application

You can find Tele-WOSH guide at www.telewosh.com



Tele-WOSH guide

You can find Tele-WOSH guide at www.cerides.euc.ac.cy



GUIDE ON TELEWORKING
DURING COVID-19
PANDEMIC
A PRACTICAL GUIDE ON OCCUPATIONAL
SAFETY & HEALTH



Project Coordinator: Dr. Cleo Varianou-Mikellidou
c.varianou@research.euc.ac.cy

EUROPEAN UNIVERSITY CYPRUS

CERIDES

6 Diogenes str, 2404 Engomi, Nicosia

